

Chemistry Notes for class 12 Chapter 5

Surface Chemistry

Surface Chemistry is the branch of chemistry which deals with the phenomenon that occurs on the surfaces or interfaces, such phenomenon includes corrosion, catalysis, crystallisation, etc

Adsorption

Due to unbalanced attraction forces, accumulation of molecular species at the surface rather than in the bulk of a solid or liquid is termed as adsorption. The molecular species accumulates at the surface is termed as adsorbate and the material on the surface of which the adsorption takes place is called adsorbent, e.g..

- (i) O_2 , H_2 , Cl_2 , NB_3 gases are adsorbed on the surface of charcoal.
- (ii) Silica gels adsorb water molecules from air.

Charcoal, silica gel, metals such as Ni, Cu, Ag, Pt and colloids are some adsorbents.

Important Characteristics of Adsorption

1. It is specific and selective in nature.
2. Adsorption is spontaneous process, therefore change in free energy (ΔG) is negative.

$$\Delta G = \Delta H - T\Delta S,$$

For the negative value of ΔG , in a system, in which randomness decreases, ΔH must be negative. Hence, adsorption is always exothermic.

Adsorption of hydrogen over Pt is called **occlusion**.

Desorption

It is a process of removing an adsorbed substance from a surface on which it is adsorbed, is known as desorption.

Distinction between Adsorption and Absorption

	Adsorption	Absorption
1.	It involves unequal distribution of the molecular species in bulk and at the surface.	It involves uniform distribution of the molecular species throughout the bulk.
2.	It is a surface phenomenon.	It occurs throughout the body of material.
3.	It is rapid in the beginning.	It occurs at a uniform rate.

Sorption

It is a process in which both adsorption and absorption take place simultaneously, the term sorption is simply used.

Positive and Negative Adsorption

When the concentration of the adsorbate is more on the surface of the adsorbent than in the bulk, it is called positive adsorption.

On the other hand, if the concentration of the adsorbate is less relative to its concentration in the bulk, it is called negative adsorption, e.g., when a dilute solution of KCl is shaken with blood charcoal, it shows negative adsorption.

Distinction between Physisorption and Chemisorption

	Physisorption	Chemisorption
1.	It arises when the adsorbate molecules accumulate on the surface of adsorbent on account of weak van der Waals' forces.	It arises when the adsorbate molecules accumulate on the surface of adsorbent on account of chemical bonds.
2.	It occurs at low temperature.	It occurs at high temperature.
3.	Heat of adsorption is low and it is in the range of 20-40 kJ/mol.	Heat of adsorption is high and it is in the range of 80-240 kJ/mol.
4.	It is reversible process.	It is an irreversible process.
5.	Multilayer adsorption and thus, adsorbed layer is several molecules thick.	Monolayer adsorption. Thus, adsorbed layer is only unimolecular in thickness.

Factors Affecting Adsorption

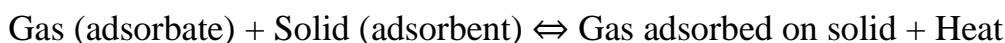
(a) **Nature of adsorbent** Same gas may be adsorbed to different extents on different adsorbent.

(b) **Surface area of the adsorbent** Greater the surface area, greater is the extent of adsorption.

(c) **Nature of the gas being adsorbed** Greater is the critical temperature of a gas, greater are the van der Waals' forces of attraction and thus, greater is the adsorption.

Gas	H ₂	N ₂	CO	CH ₄	CO ₂	HCl	NH ₃	SO ₂
Critical temp. (K)	33	126	134	190	304	324	406	430

(d) **Temperature** Adsorption is an exothermic process involving the equilibrium :



Applying Le-Chatelier principle, increase of temperature decreases the adsorption and vice-versa.

(e) **Pressure** Adsorption increases with pressure at constant temperature. The effect is large if temperature is kept constant at low value.

(f) **Activation of the solid adsorbent** Activation means increasing the adsorbing power of the solid adsorbent. This can be done by subdividing the solid adsorbent or by removing the gases already adsorbed by passing superheated steam.

Adsorption Isotherms

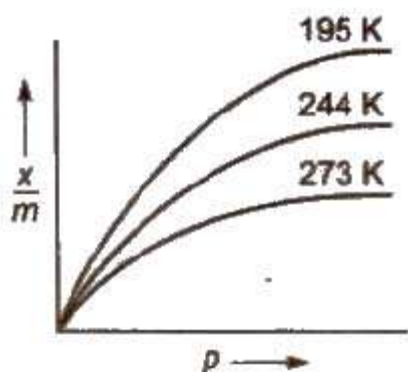
It is the plot of the mass of gas adsorbed per gram of adsorbent (x / m) versus equilibrium pressure at constant temperature.

Freundlich Adsorption Isotherm

It gave an empirical relationship between the quantity of gas adsorbed by unit mass of solid adsorbent and pressure at a particular temperature. It can be expressed by the equation.

$$x / m = kp^{1/n} \dots(i)$$

Where, x is the mass of the gas adsorbed on mass m of the adsorbent at pressure p , k and n are constants which depend on the nature of the adsorbent and the gas at a particular temperature.



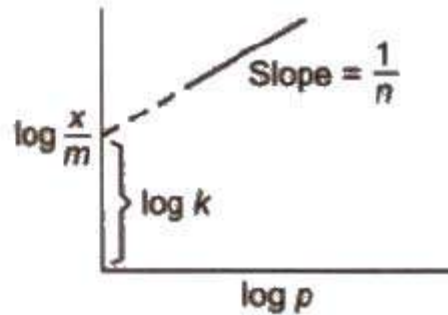
At low pressure, $n = 1$, i.e., $x / m = kp$

At high pressure, $n > 1$, i.e., $x / m = k$ (independent of p)

Taking logarithm of Eq. (i)

$$\log \frac{x}{m} = \log k + \frac{1}{n} \log p$$

Plot of $\log \frac{x}{m}$ vs $\log p$ is a straight line with slope $\frac{1}{n}$ and intercept on y -axis = $\log k$.



The factor $\frac{1}{n}$ can have values between 0 and 1.

Freundlich Adsorption Equation for Solutions

$$x / m = kC^{1/n}$$

where, C is the equilibrium concentration. On taking logarithm of the above equation, we have

$$\log \frac{x}{m} = \log k + \frac{1}{n} \log C$$

Langmuir Adsorption Isotherm

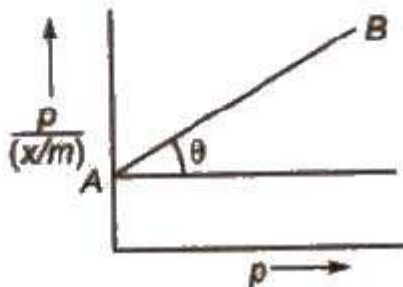
According to Langmuir, the degree of adsorption is directly proportional to e , i.e., the fraction of surface area occupied.

$$x / m \propto \theta = k\theta$$

As,
$$\theta = \frac{kp}{1 + kp}$$

$$\therefore \frac{x}{m} = \frac{k' p}{1 + kp}$$

If $\frac{p}{x/m}$ is plotted against p , it will give a straight line



At very high pressure, $1 + kp = kp$

$$\frac{x}{m} = \frac{k' p}{kp} = \text{constant}$$

At low pressure, $1 + kp = 1$

$$\frac{x}{m} = k' p$$

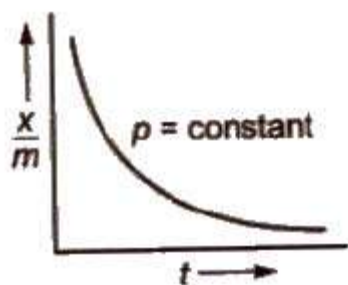
At moderate p ,

$$\frac{x}{m} = kp^{1/n},$$

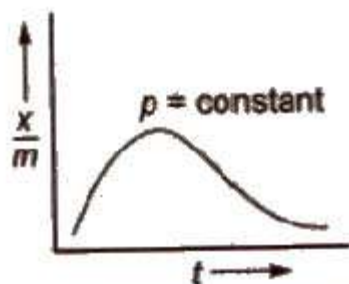
where, $\frac{1}{n} = 0$ to 1 .

Adsorption Isobars

These are plots of x/m vs temperature t at constant pressure. For physical and chemical adsorption, they are shown below.



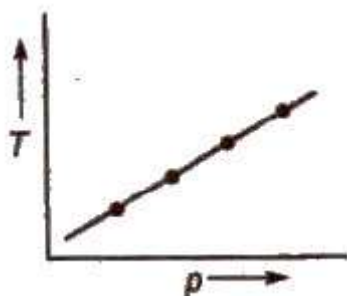
(a) Physical adsorption



(b) Chemical adsorption

Adsorption Isostere

These are the plot of temperature versus pressure for a given amount of adsorption



Applications of Adsorption

1. For production of high vacuum.
2. Gas masks containing activated charcoal is used for breathing in coalmines. They adsorb poisonous gases.
3. Silica and aluminium gels are used as adsorbents for controlling humidity.
4. Removal of colouring matter from solutions.
5. It is used in heterogeneous catalysis.
6. In separation of inert gas.
7. As adsorption indicators.
8. In chromatographic analysis.
9. Qualitative analysis, e.g., lake test for Al^{3+} .

Catalysis

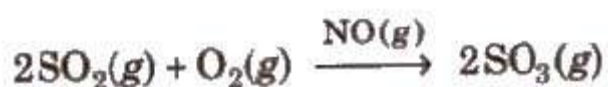
Catalyst is a chemical substance which can change the rate of reaction without being used up in that reaction and this process is known as catalysis

	Process	Catalyst
1.	Haber's process of NH_3	finely divided Fe (Mo acts as promoter)
2.	Ostwald's process for manufacture of nitric acid	Platinised asbestos
3.	Contact process for H_2SO_4	Platinised asbestos or V_2O_5
4.	Lead chamber process for H_2SO_4	Nitric oxide
5.	Decon's process	CuCl_2

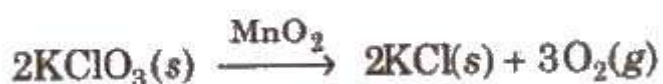
A catalyst may be positive (i.e., increases rate of reaction) or negative (i.e., decreases rate of reaction).

Types of Catalysis

(a) **Homogeneous catalysis** In this catalysis, and the catalyst reactants are in the same physical state [phase], e.g.,



(b) **Heterogeneous catalysis** In heterogeneous catalysis, catalyst is present in a different phase than that of reactants, e.g.,



(c) **Autocatalysis** When one of the product of a reaction acts as catalyst, the process is called autocatalysis.

Characteristics of Catalysts

- 1 The catalyst remains unchanged in mass and chemical composition.
2. In case of reversible reactions, the catalyst does not influence the composition of reaction mixture at equilibrium. It only helps to attain the equilibrium quickly.

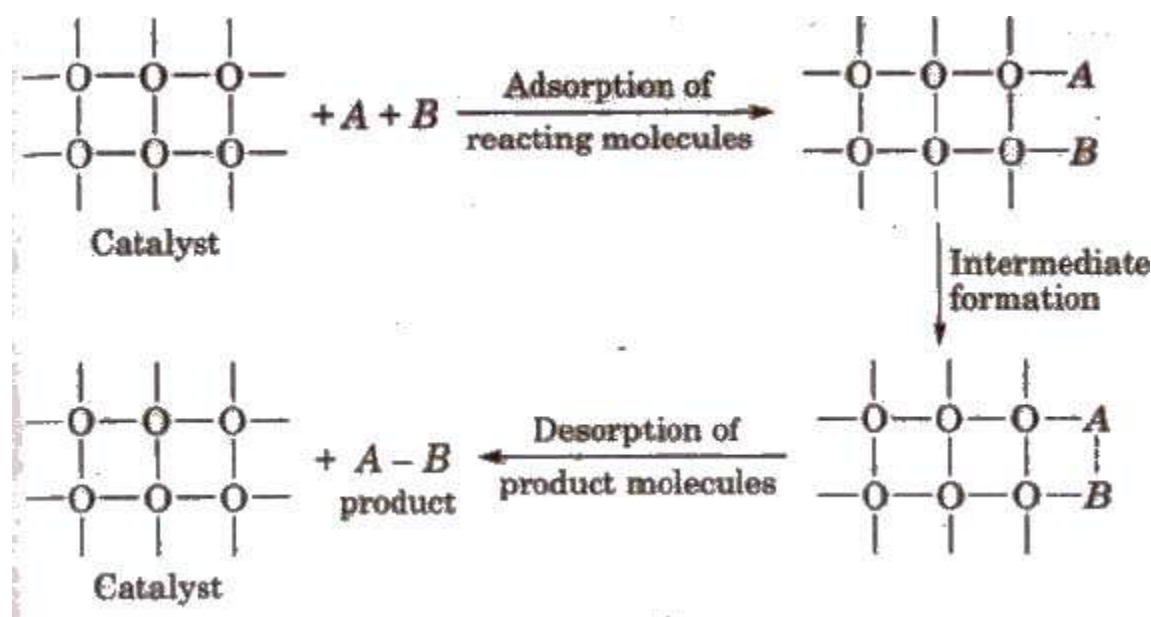
Promoters and Poisons

Promoters are chemical substances that enhance the activity of a catalyst while poisons decreases the activity of a catalyst

Adsorption Theory of Heterogeneous Catalysis

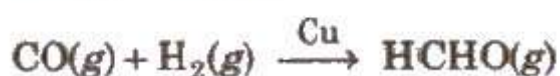

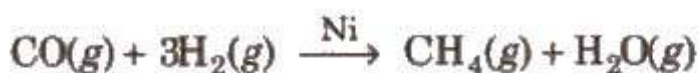
The mechanism involves five steps:

- (i) Diffusion of reactants to the surface of the catalyst
- (ii) Adsorption of reactant molecules on the surface of the catalyst.
- (iii) Occurrence of chemical reaction on the catalyst's surface through formation of an intermediate.
- (iv) Desorption of reaction products from the catalyst surface.
- (v) Diffusion of reaction products away from the catalyst's surface



Important Features of Solid Catalysts

- (i) **Activity** The activity of a catalyst depends upon the strength of chemisorption to a large extent. The adsorption should be reasonably strong but not so strong that they become immobile and no space is available for other reactants to get adsorbed.
- (ii) **Selectivity** The selectivity of a catalyst is its ability to direct a reaction to yield a particular product, e.g., starting with H_2 and CO using different catalysts, we get different products.



Shape-selective catalysis The catalytic reaction that depends upon the pore structure of the catalyst and the size of the reactant and product molecules is called shape-selective catalysis.

Cracking Isomerization of hydrocarbons in the presence of zeolites is an example of shape-selective catalysis.

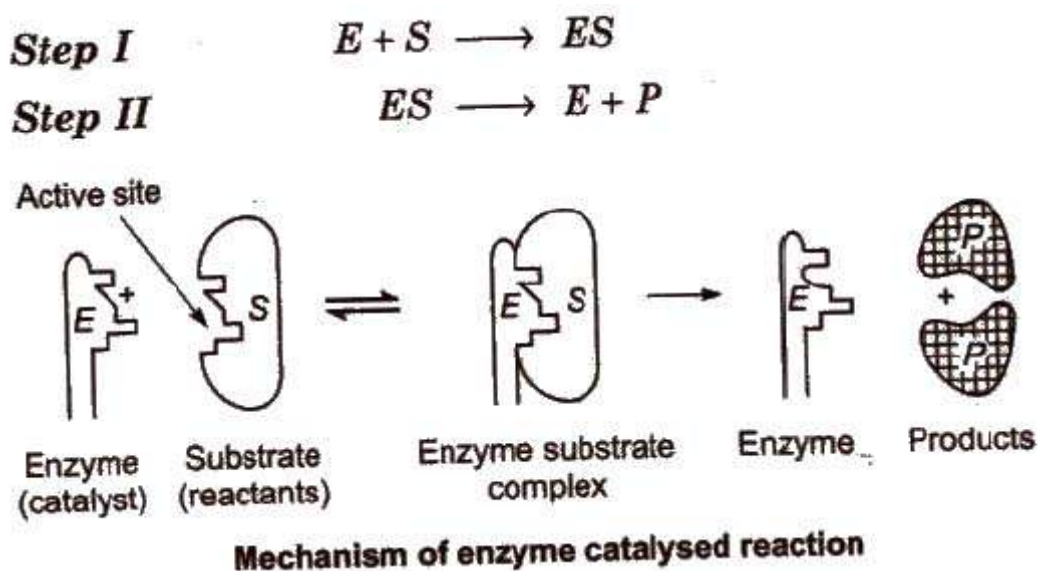
An important zeolite catalyst used in the petroleum industry is ZSM-5. It converts alcohols directly into gasoline.

Enzyme Catalysis

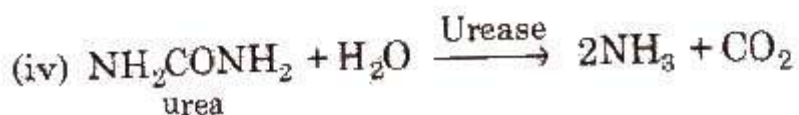
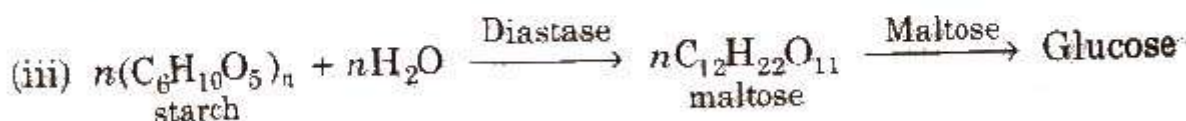
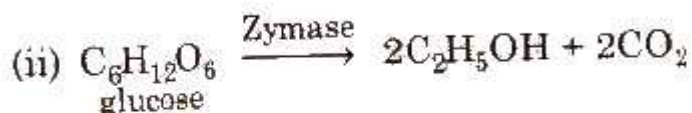
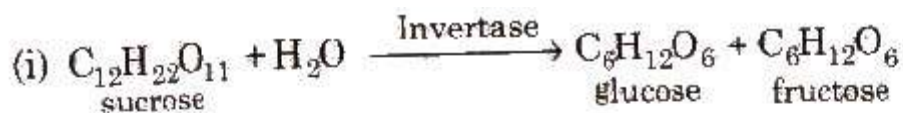
Enzymes are complex nitrogenous organic compounds which are Produced by living plants and animals. They are actually protein molecules of high molecular mass and form colloidal solutions in water.

They are also known as biochemical catalysis.

Mechanism of Enzyme Catalysis



Some examples of enzyme catalysed reactions are:



(Source of invertase, zymase and maltase is yeast and that of diastase is malt. Soybean is the source of urease.)

(v) In stomach, the pepsin enzyme converts proteins into peptides while in intestine, the pancreatic trypsin converts proteins into amino acids by hydrolysis.

(vi) Lactobacilli is used to convert milk into curd.

Characteristics of Enzyme Catalysis

- **High efficiency** One molecule of an enzyme may transform one million molecule of reactant per minute.
- **Highly specific nature** Each enzyme catalyst cannot catalyse more than one reaction.
- **Optimum temperature** Enzyme catalyst gives higher yield at optimum temperature i.e., at 298-310 K. Human body temperature, i.e., at being 310 K is suited for enzyme catalysed reactions.
- **Optimum pH** The rate of an enzyme catalysed reaction is maximum at optimum pH range 5 to 7.
- **Activators** Activators like ions such as Na^+ , Ca^{2+} , Mn^{2+} help in the activation of enzymes which cannot act on their own strength.
- **Co-enzyme** Co-enzymes are the substance having nature similar to the enzyme and their presence increases the enzyme activity. Mostly vitamins act as co-enzymes.
- **Effect of Inhibitors** Inhibitors slow down the rate of enzymatic reaction. The use of many drugs is based on enzyme inhibition action of those drugs in the body